

Modular Surface Cable Ducting

ACO offers light and heavy duty cable ducting systems. Both are available in 100mm, 200mm and 300mm nominal widths and consist of one metre length modular channels that are assembled to produce continuous runs. Lids are available in polymer concrete, steel and ductile iron to suit every application up to Class G (AS 3996).

Runs that are cast in situ (typically cable trunking systems intended for larger cables etc.) can be enclosed with trench run multipart access covers available for all load classes to Class G (AS 3996). Contact ACO for details.

Features

- Manufactured from lightweight, strong, durable polymer concrete
- Excellent insulation properties - electrical resistivity rating of $1 \times 10^8 \Omega/\text{sq}$. (identical to concrete without steel reinforcing)
- Variety of lid options
- Modular interlocking male and female channel joints
- Continuous and unobstructed access when lids removed
- OH&S friendly lids not exceeding 25kg
- IP ratings up to IP4X (AS 60529) - enclosure protection against ingress
- Steel lids are hot dip galvanised to AS 4680
- Cost effective and easy installation

Key

These icons appear on the following product pages to easily identify the lid type available with each channel.




Channel with overlay lid



Channel with bolted lid



Polymer concrete lids ensure a complete system comprising non metallic components.



The CS system is supplied with heavy duty ductile iron lids in 500mm lengths. Each lid is secured with four high tensile steel bolts, incorporating friction grip washers to deter the bolts from working loose under vibration.



Profiled side walls provide channel body strength and anchoring to surrounding concrete. Arched side pocket profiles provide superior structural rigidity.

Applications

- *Exhibition centres*
- *Sporting & entertainment venues*
- *Communications, electrical and air infrastructure*
- *Petrol stations*
- *Railway stations*
- *Industrial sites*





CD Ducting System

Length 1000mm
 Width 125, 210, 330mm
 Depth Up to 290mm





- ### Product Selection Steps
1. Select ducting channel to suit cable space requirements.
 2. Select lid to suit project application.

CD1215 Ducting

Steel lid (AS 3996 Class B)
 AS/NZS 4586 Slip Resistance Rating R10.
 IP4X (AS 60529) protection against
 ingress of foreign objects.




Polymer concrete lid (AS 3996
 Class A).
 IP4X (AS 60529) protection against
 ingress of foreign objects.




Polymer
 concrete
 end cap.

1 metre long polymer concrete
 modular ducting channel.



CD2127 Ducting

Steel lid (AS 3996 Class B)
 AS/NZS 4586 Slip Resistance Rating R10.
 IP4X (AS 60529) protection against
 ingress of foreign objects.



Polymer concrete lid (AS 3996
 Class A).
 IP4X (AS 60529) protection against
 ingress of foreign objects.



Polymer
 concrete
 end cap.

1 metre long polymer concrete
 modular ducting channel.




CD3015 Ducting

Steel lid (AS 3996 Class B)
AS/NZS 4586 Slip Resistance Rating R10.
IP4X (AS 60529) protection against ingress of foreign objects.

Polymer concrete lid (AS 3996 Class A).
IP4X (AS 60529) protection against ingress of foreign objects.

Polymer concrete end cap.

1 metre long polymer concrete modular ducting channel.



CD1215 Ducting Parts List

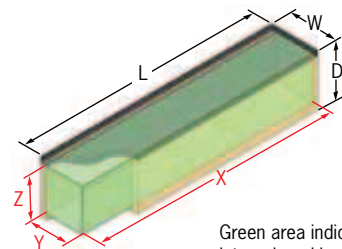
Description	Part No.	Weight (kg)
CD1215 Ducting channel	75622	14
CD1215 End cap	76625	0.6
Lids		
CD1215 Polymer concrete lid (AS 3996 Class A)	75639	5
CD1215 Steel lid (AS 3996 Class B)	75643	5

CD2127 Ducting Parts List

Description	Part No.	Weight (kg)
CD2127 Ducting channel	75664	31
CD2127 End cap	76238	1.2
Lids		
CD2127 Polymer concrete lid (AS 3996 Class A)	75671	14
CD2127 Steel lid (AS 3996 Class B)	75688	9

CD3015 Ducting Parts List

Description	Part No.	Weight (kg)
CD3015 Ducting channel	75733	21
CD3015 End cap	76619	1.8
Lids		
CD3015 Polymer concrete lid (AS 3996 Class A)	75740	17
CD3015 Steel lid (AS 3996 Class B)	75754	15



Green area indicates internal working area

Pit Dimensions

Internal working area	CD1215 (mm)	CD2127 (mm)	CD3015 (mm)
X	1000	1000	1000
Y	100	180	300
Z	145	240	130
Overall dimensions			
L	1000	1000	1000
W	125	210	330
D	180	290	180

Notes:
See pg 83 for excavation details.



CS Ducting System

Length 1000mm
 Width 160, 260, 360mm
 Depth Up to 512mm

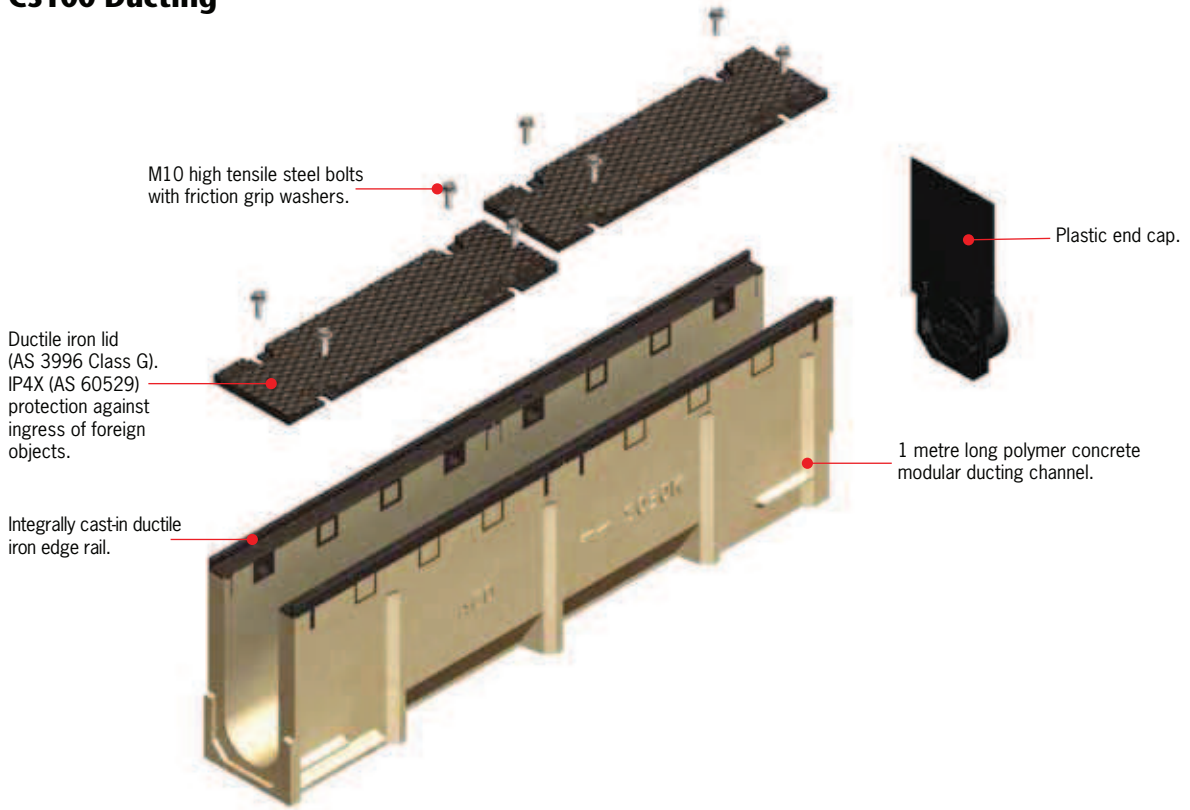


Product Selection Steps

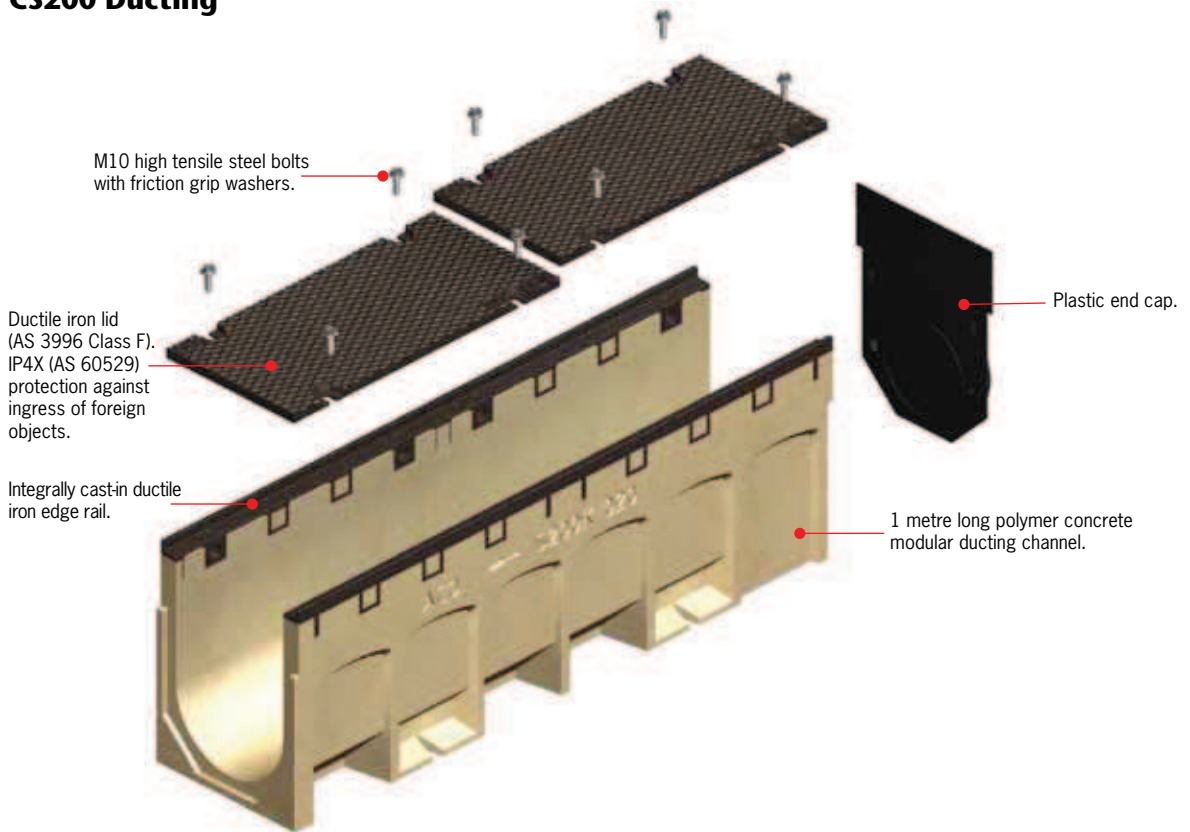
1. Select ducting channel to suit cable space requirements and project application.

POLYMER CONCRETE

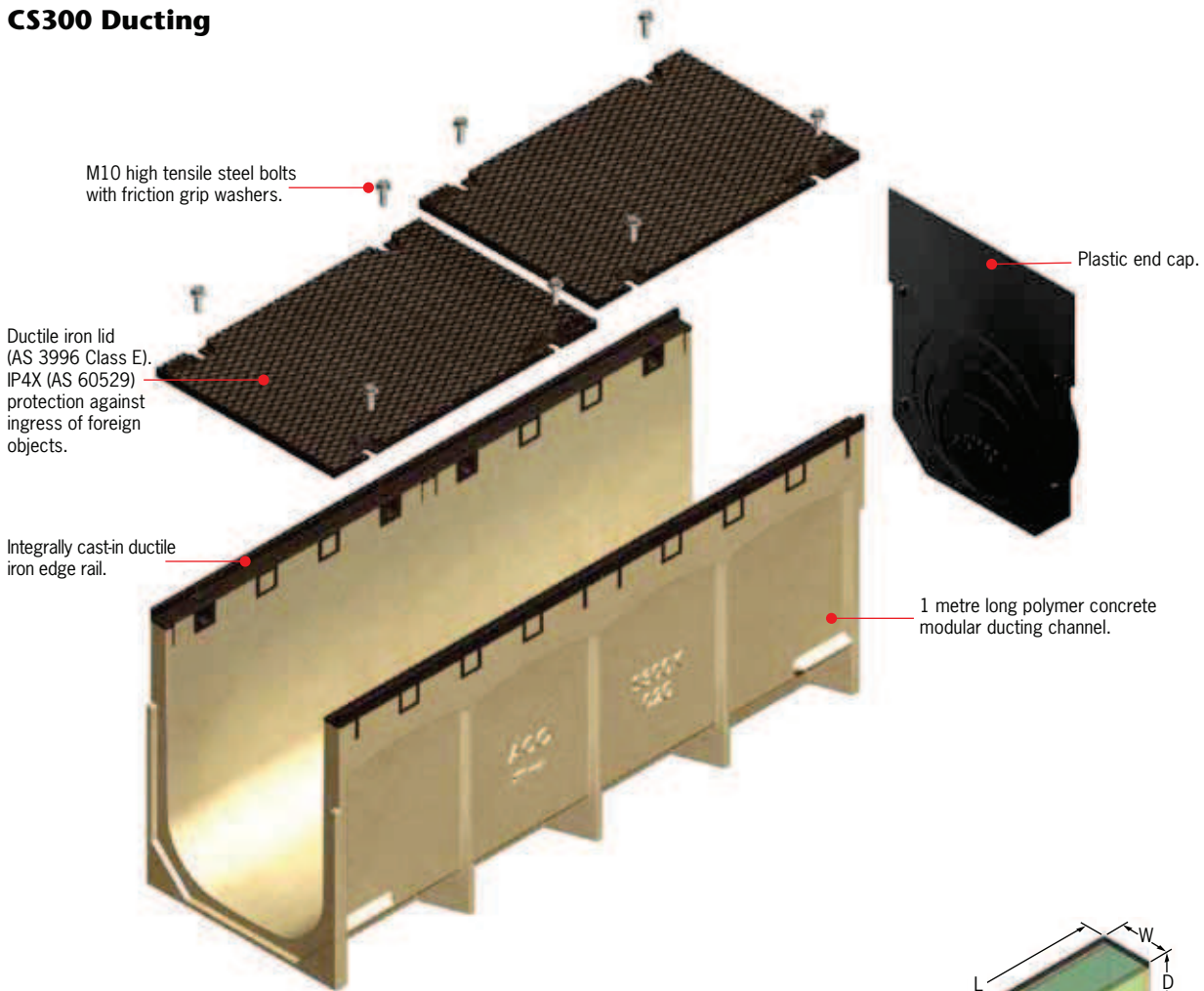
CS100 Ducting



CS200 Ducting



CS300 Ducting



CS100 Ducting Parts List

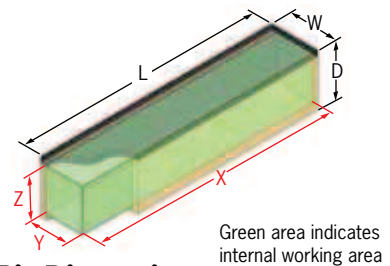
Description	Part No.	Weight (kg)	
		Cover ¹	Total
CS010 Ducting channel with ductile iron lid (AS 3996 Class G)	02813	7	39
CS100 End cap	90396	0.2	

CS200 Ducting Parts List

Description	Part No.	Weight (kg)	
		Cover ¹	Total
CS2000 Ducting channel with ductile iron lid (AS 3996 Class F)	76537	15	82
CS200 End cap	95101	0.3	

CS300 Ducting Parts List

Description	Part No.	Weight (kg)	
		Cover ¹	Total
CS3000 Ducting channel with ductile iron lid (AS 3996 Class E)	76561	22	112
CS3020 Ducting channel with ductile iron lid (AS 3996 Class E)	76586	22	122
CS300 End cap	93849	1.2	



Pit Dimensions

Internal working area	CS010/	CS2000/	CS3000/
	CS020	CS200	CS3020
	(mm)	(mm)	(mm)
X	1000	1000	1000
Y	100	200	300
Z	152/220	220/317	317/437
Overall dimensions			
L	1000	1000	1000
W	160	260	360
D	197/290	290/392	392/512

Notes:
See pg 83 for excavation details.

Notes:

1. Lid weights are provided as lifting weight (individual lids only).